

"Digital Signage"

* There might be areas or countries this product cannot be supported. Please ask our local sales office for the availability.

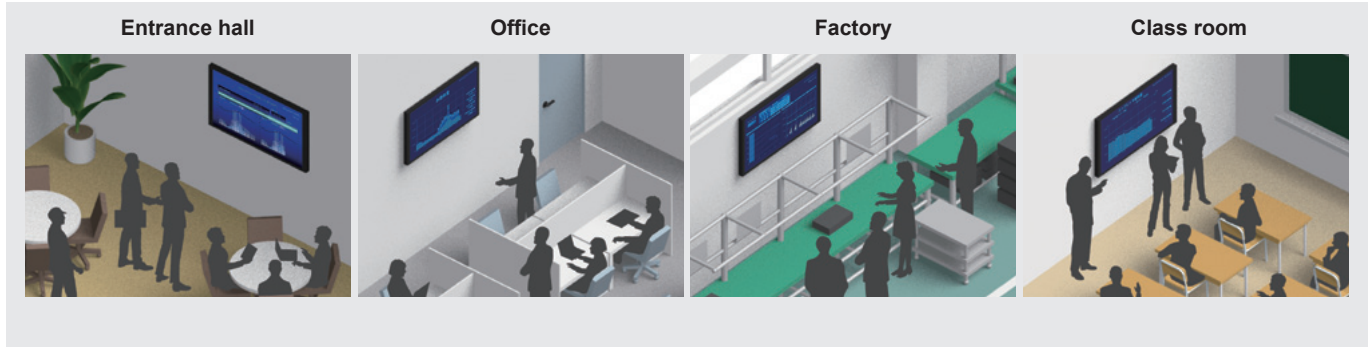
EnerVisualizeR (EVR)

LANGUAGE

EN JP

Share your information, and work together toward the same goal.
Free from annual license fee and cost effective!

"Digital Signage"



Present

"Digital Signage"

- Enables your company to intuitively share common understanding on your energy usage, which helps you all unite to reduce energy consumption.
- Display of energy-saving status on "Digital Signage".

Monitor

Real-time monitoring and short-cycle graph

- Shows the real-time data of factory operation.
- Displays graphs of your choice even as short as one second.
- Good analysis method of short-term operation status, which helps you cut down energy waste even further.

Share & Analyze

Data summary for sharing, and analysis

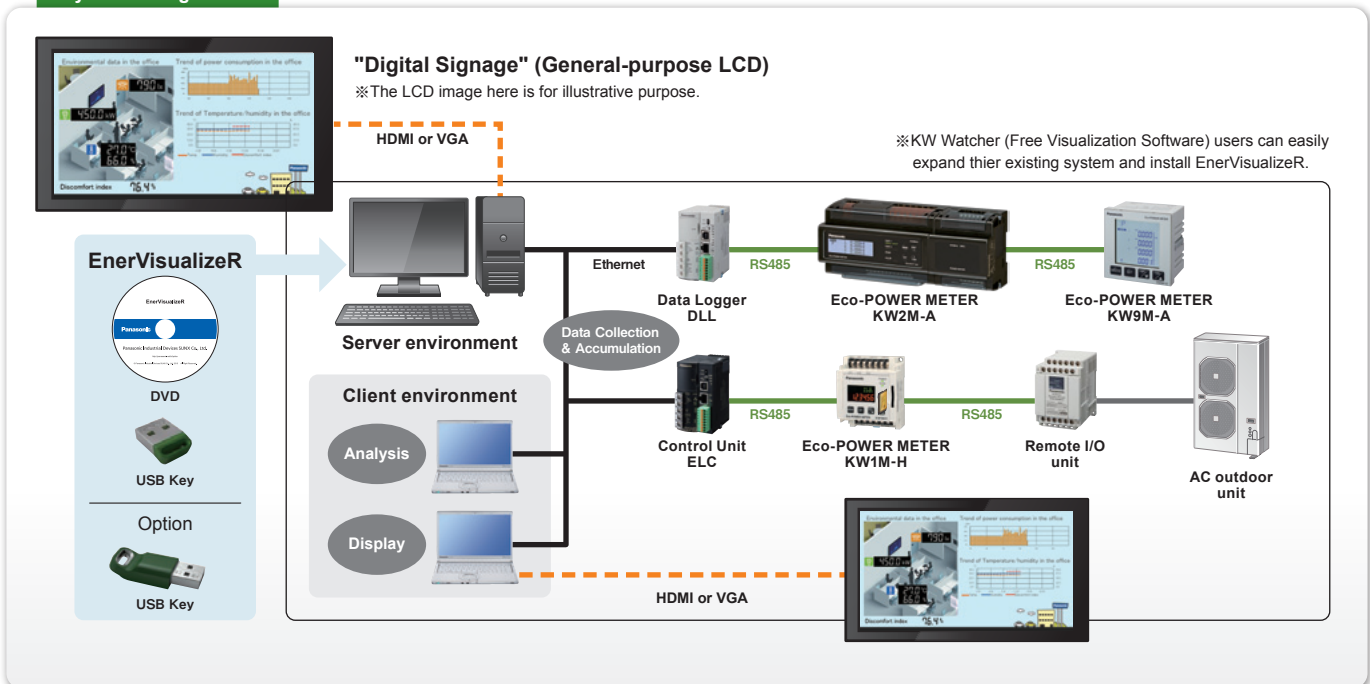
- Gives totals, averages, graphs and tables of collected raw data.
- Client-server network: Perfect not only to share data but also to individually create the graphs, tables or customized reports.

Organize

Customized reports


- Saves your time to record the collected data.
- Gives you easy to understand reports regularly: daily, weekly or monthly.
- Freely designable layout in a Microsoft®Excel® format.

System configuration



* Ethernet is a registered trademark of Fuji Xerox Co., Ltd. and Xerox Corporation.

New Product!!



Order guide

Product name	Descriptions	Product type	Model No.
EnerVisualizeR	Software and 5-unit connection license of DLL/ELC/FP7* .	DVD and USB	UEVRS101
Real-time driver	Necessary for real-time monitoring, alarm monitoring, etc.	USB	UEVRN001
Additional license for 5 units	Necessary to add license of DLL/ELC/FP7 to connect to EnerVisualizeR*		UEVRL005
Additional license for 20 units			UEVRL020
Additional license for 50 units			UEVRL050

* **Data Logger light(DLL)**, **Control Unit ELC(ELC)** or **Programmable controller FP7** is required to use **EnerVisualizeR**.
Note:

- This software is designed for the purpose of energy conservation and easy status checks, such as power in use.
The displayed data are not guaranteed as they may differ from the actual values due to malfunctions of the system including software, deviation of measurement start time, timing, etc.
- This software is intended for independent energy saving management and cannot be used for billing purposes.

Required operating environment

We call PC to install this software as server environment, and PC to access web server as client environment.
Please use server environment for this software only and don't use with other software to avoid abnormal operation.

Server environment

Item	Operating environment
OS (required environment)	Microsoft® Windows® 7 Professional (64 bit) Microsoft® Windows® 8.1 Pro (64 bit) Microsoft® Windows® 10 Pro Version 1709 (64 bit)*1
CPU	Intel® Core™ i5 2GHz or higher*2 Intel® Core™ i7 3GHz or higher*3
Memory	8GB or more
Hard disk	300GB or more*2, 700GB or more*3
USB port	2 or more ports available*4
Screen size	XGA (1024×768) or higher
Java™	Java™-1.7*5, Java™-1.8*6
Browser	Google Chrome® Version: 62.0.3202.62 or higher Mozilla Firefox® Version: 56.0.1 or higher
Others	Microsoft® Excel® 2010, 2013 (used for report layout creation) Adobe® Reader® (for manual viewing)

- The working is checked with windows 10 Version 1709 by us. In versions other than Version 1709, it may not work properly, or the operation may become unstable.
- Logging device or Inst. device registrations are less than 4,000 points.
- Logging device or Inst. device registrations are 4,000 points or more.
- For installing USB license key and additional licenses.
- Java™ 1.7 is installed automatically installation when **EnerVisualizeR** Ver.1.20 or lower.
EnerVisualizeR dose not operate normally under the condition other than Java™ 1.7.
- Java™ 1.8 is installed automatically installation when **EnerVisualizeR** Ver.1.30 or higher.
EnerVisualizeR dose not operate normally under the condition other than Java™ 1.8.

Note: Microsoft, Windows, Windows 7 Professional, Windows 8.1 Pro, Windows 10 Pro, Windows 7, Windows 8.1, Windows 10 and Excel are either registered trademarks or trademarks of Microsoft Corporation in the United States and/or other countries. Intel and Intel Core are registered trademarks in the United States and other countries. Oracle and Java are registered trademarks of Oracle Corporation and its subsidiaries and affiliates in the United States and other countries. Company names, product names, etc. in the text may be trademarks or registered trademarks of each company. Google Chrome is a registered trademark of Google Inc. Mozilla Firefox is a registered trademark of the Mozilla Foundation in the United States and other countries. Adobe Reader is a trademark or registered trademark of Adobe Systems Incorporated (Adobe Systems) in the United States and other countries.

Max. number of registrations

Item	Max.number of registrations	
DLL/ELC/FP7	100*1	
Logging device	2,000*2, 10,000*3	
Inst. device	2,000*4, 10,000*3	
Device alarm	100*3	
Cycle execution script	10*3	
Digital signage screen	100, 1,000*3	
Analysis view	Personal view	each user:100
	Published view	all users total:100
Report	Report	30
	Device	200
User	100	
Alarm-mail recipient	100*4	

- Additional license is required.
- One second cycle view can be registered up to 100 points out of 2,000 points.
- Ver.1.30 or later.
- Real-time driver is required.

Software comparison

	EnerVisualizeR	KW Watcher	KW View	KW Monitor
Digital signage	○	—	—	—
Data sharing through web service	○	—	—	—
Reports output	○	CSV only	—	—
Real-time display	○*1	—	—	○
Short-cycle graph	○ *One second cycle	—	—	—
FTP data collection	○	○	—	—
Alarm output	○*1	Electric power only	—	—
DLL/ELC/FP7	○	○	—	—
Graph by department	○	○	—	—(△)
Standalone	—	—	○ (SD card)	—

*1 Real-time driver is required.